



Dolomites

Design by Carole Lyles Shaw
Aurifil Designer of the Month for March 2020

PAPER PIECING TEMPLATES



12-1/2" (unfinished) square block
Inspired by the Aurifil Color Builders Dolomites Collection

Inspired by the shape of the mountains, I decided to use the triangle as my basic shape. I design using EQ8 software which gave me a lot of freedom to make variations on this block. I started with 3 triangles representing mountains. Then I drew lines that broke these shapes into multiple layers. My final block represents the mountains in early spring with a blue sky, snow capped mountains, green meadows and a deep blue lake.










To see my finished block that I made using fusible applique and tutorials, visit my website: www.CaroleLylesShaw.com – Aurifil Dolomites Quilt Block

This pattern includes full sized templates for paper piecing.

TECHNIQUE: Paper Piecing

The size column is the size of one piece of fabric that you will need for all of the templates shown for that part of the block. In other words, you need **ONE** piece of fabric measuring **10" x 10"** for the mountain tops.

The fabric amounts shown are generous. This will allow you to make adjustments as needed. You might want to cut and paste small swatches of your fabric in this table.

FABRIC COLORS	Templates	1 Piece of fabric measuring this size.	FABRIC COLORS	Template s	1 Piece of fabric measuring this size.
Mountain Top White 	J, Q, S	10" x 10"	Meadow #1 	I, L	12" x 12"
Sky Blue 	A, B, C, D	11" x 16"	Meadow #2 	K, M	10" x 14"
Lake #1 	G, F	11" x 12"	Meadow #3 	E	6" x 7"
Lake #2 	H, N	10" x 14"	Light Granite 	O, P	14" x 14"
			Dark Granite 	R	8" x 11"

FULL SIZE paper piecing templates follow.
Print templates at 100% (normal printer setting). Templates are already mirrored so your block should look like the drawing below.

This is a large copy of the finished block to help you select fabrics.



PAPER PIECING LAYOUT
Layout is reversed for paper piecing.

